ECO Fuel Systems, LLC

ECOFuelMax.com

(866) 374-0002

ACCREDITED BUSINESS
BBB Rating: A+

San Antonio Waste-Garbage Truck(s)

ECO Fuel System
Fuel Filter/Enhancer

Diesel Regeneration Report
San Antonio, Texas

Before and After

86% Average on 3 Trucks

Reduce Carbon Pollution - REGEN's
Particulates – Soot 40% - 70%+

Diesel REGENERATION Report (August 2018)

San Antonio Texas Sanitation Department

ECO Fuel Filter/Enhancer – Before & After

1

Test #1

Unit 430414 ECO data sheet

6776.36	6757.29	19.07			
6757.29	6652.13	105.16			
6652.13	6618.28	33.85	7454.57	7351.45	103.12
6618.28	6591.26	27.02	7351.45	7245.59	105.86
6591.26	6488.09	103.17	7245.59	7182.28	63.31
6488.09	6381.5	106.59	7182.28	7078.54	103.74
6381.5	6277.53	103.97	7078.54	6984.33	94.21
6277.53	6272.43	5.1	6984.33	6881.41	102.92
6272.43	6269.13	3.3	6881.41	6776.36	105.05
		56.35889			96.88714

72% decrease

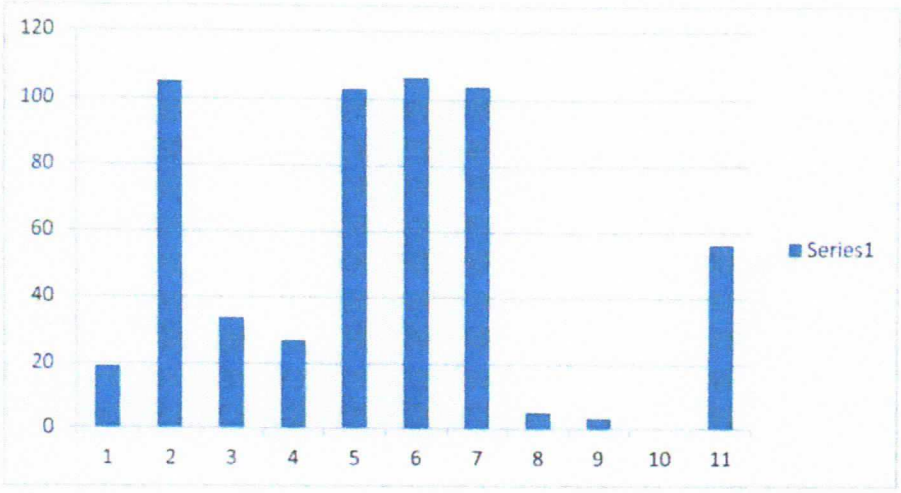

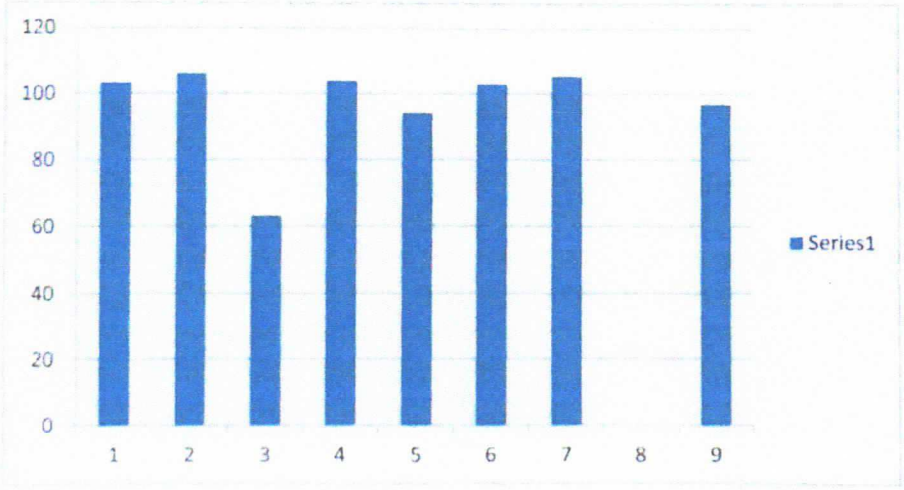

UNIT 430414 PRE INSTALL 2-21

Aftertreatment History

Engine Serial Number : 75026004
Customer Unit Number : 0000000000
Work Order Name : NA

INSITE 8.3.0.120 / Datapack 8.3.00236
Company Name : Cummins Inc.
ECM Image Name : NA
Customer Name : NONE

	ECM Time (Key On Time)	ECM Real Time	Starting Diesel Particulate Filter Soot Load	Ending Diesel Particulate Filter Soot Load	Starting Diesel Oxidation Catalyst Intake Temperature	Maximum Diesel Particulate Filter Intake Temperature	Maximum Diesel Particulate Filter Outlet Temperature	Maximum Diesel Particulate Filter Differential Pressure
Units					°F	°F	°F	inHg
1 (Newest)	006776 36 47	Not Applicable	Normal	Normal	516 7	1055 6	1071 1	1 5
2	006757 29 12	Not Applicable	Normal	Normal	551 1	1033 9	1049 5	1 0
3	006652 13 29	Not Applicable	Normal	Normal	512 9	1061 6	1094 2	1 2
4	006618 28 05	Not Applicable	Normal	Normal	483 4	1043 4	1041 8	0 8
5	006591 26 52	Not Applicable	Normal	Normal	555 1	1055 6	1052 8	1 2
6	006488 09 32	Not Applicable	Normal	Normal	531 5	1066 1	1065 5	1 2
7	006381 50 13	Not Applicable	Normal	Normal	595 2	1071 7	1073 1	1 1
8	006277 53 41	Not Applicable	Normal	Normal	358 0	1043 4	1031 0	0 4
9	006272 43 50	Not Applicable	Normal	Normal	473 3	1043 0	1031 7	0 4
10 (Oldest)	006269 13 08	Not Applicable	Normal	Normal	494 9	1044 1	1029 5	0 3

Maximum Soot Load Condition

ECM Time (Key On Time)	ECM Real Time	Diesel Particulate Filter Soot Load	Diesel Oxidation Catalyst Intake Temperature	Diesel Particulate Filter Intake Temperature	Diesel Particulate Filter Outlet Temperature	Diesel Particulate Filter Differential Pressure
Units			°F	°F	°F	inHg

Maximum Diesel Particulate Filter Outlet Temperature Condition

ECM Time (Key On Time)	ECM Real Time	Diesel Particulate Filter Soot Load	Diesel Oxidation Catalyst Intake Temperature	Diesel Particulate Filter Intake Temperature	Diesel Particulate Filter Outlet Temperature	Diesel Particulate Filter Differential Pressure
Units			°F	°F	°F	inHg
005209 59 14	Not Applicable	Normal	657 8	1029 2	1123 0	1 1

Diesel REGENERATION Report (August 2018)

San Antonio Texas Sanitation Dept.

ECO Fuel Filter/Enhancer - Before & After

2

Test 2

Unit 432114 ECO data sheet

7173.39	7100.21	73.18			
7100.21	6987.32	112.89			
6987.32	6985.56	1.76			
6985.3	6927.24	58.06			
6927.24	6822.11	105.13	7681.17	7406.43	274.74
6822.11	6789.53	32.58	7406.43	7291.12	115.31
6789.53	6783.29	6.24	7291.12	7173.39	117.73
		55.69143			169.26

180 % decrease

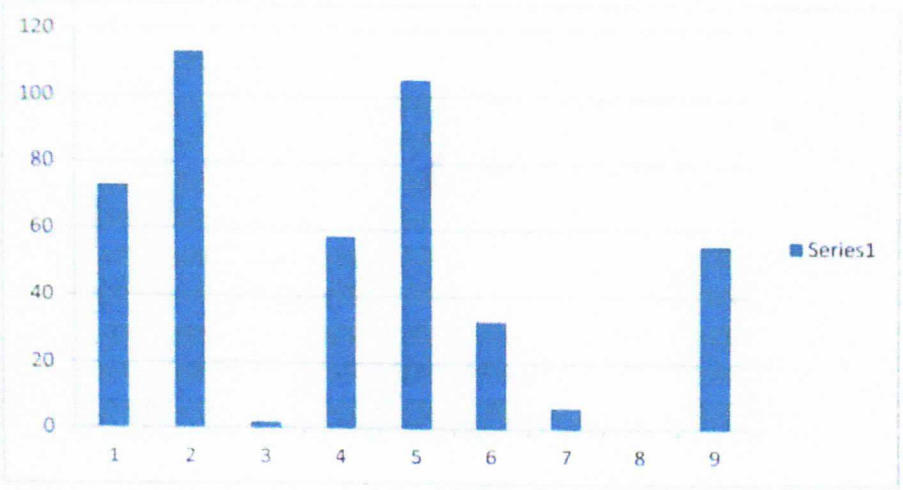

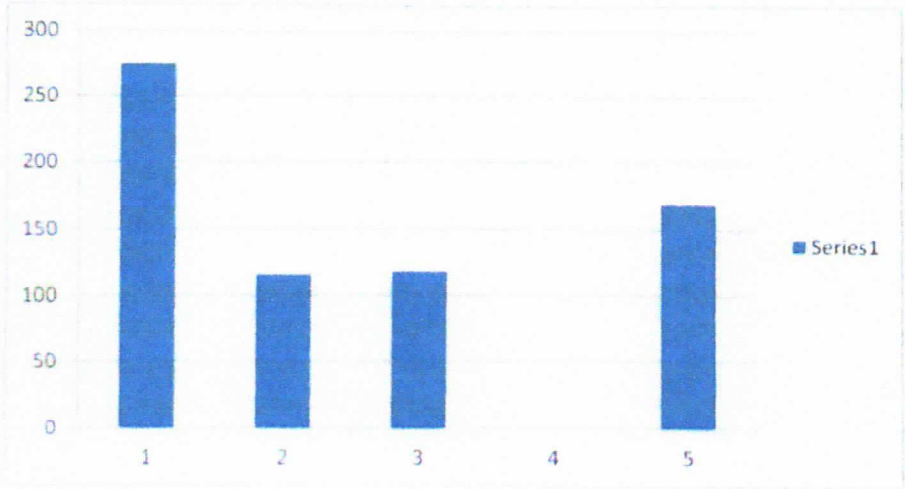

2

2

UNIT - 432114 PRE INSTALL

Aftertreatment History

Engine Serial Number : 75026636
Customer Unit Number : 0000000000
Work Order Name : NA

INSITE 8.3.0.120 / Datapack 8.3.00230
Company Name : Cummins Inc.
ECM Image Name : NA
Customer Name : NONE

	ECM Time (Key On Time)	ECM Real Time	Starting Diesel Particulate Filter Soot Load	Ending Diesel Particulate Filter Soot Load	Starting Diesel Oxidation Catalyst Intake Temperature	Maximum Diesel Particulate Filter Intake Temperature	Maximum Diesel Particulate Filter Outlet Temperature	Maximum Diesel Particulate Filter Differential Pressure
Units					°F	°F	°F	inHg
1 (Newest)	007173 39 31	Not Applicable	Normal	Normal	354 0	543 0	445 4	0 2
2	007100 21 52	Not Applicable	Normal	Normal	568 0	1062 8	1086 6	1 8
3	006987 32 52	Not Applicable	Normal	Normal	444 9	1043 0	1039 6	0 5
4	006985 56 06	Not Applicable	Normal	Normal	380 8	438 4	476 8	0 3
5	006985 45 03	Not Applicable	Normal	Normal	480 9	718 5	685 2	0 5
6	006985 30 06	Not Applicable	Normal	Normal	397 4	550 7	411 2	0 3
7	006927 24 37	Not Applicable	Normal	Normal	550 4	1081 9	1095 4	1 2
8	006822 11 09	Not Applicable	Normal	Normal	415 4	1042 7	1038 2	0 5
9	006789 53 13	Not Applicable	Normal	Normal	397 2	891 7	718 3	0 5
10 (Oldest)	006783 29 24	Not Applicable	Normal	Normal	579 4	1060 0	1065 2	0 9

Maximum Soot Load Condition

ECM Time (Key On Time)	ECM Real Time	Diesel Particulate Filter Soot Load	Diesel Oxidation Catalyst Intake Temperature	Diesel Particulate Filter Intake Temperature	Diesel Particulate Filter Outlet Temperature	Diesel Particulate Filter Differential Pressure
Units			°F	°F	°F	inHg

Maximum Diesel Particulate Filter Outlet Temperature Condition

ECM Time (Key On Time)	ECM Real Time	Diesel Particulate Filter Soot Load	Diesel Oxidation Catalyst Intake Temperature	Diesel Particulate Filter Intake Temperature	Diesel Particulate Filter Outlet Temperature	Diesel Particulate Filter Differential Pressure
Units			°F	°F	°F	inHg
006448 55 51	Not Applicable	Normal	572 2	534 4	1583 9	0 4

Test unit # 430014

Aftertreatment History

Engine Serial Number : 75026004
Customer Unit Number : 0000000000
Work Order Name : NA

INSITE 8.3.0.120 / Datapack 8.3.0023e
Company Name : Cummins Inc.
ECM Image Name : NA
Customer Name : NONE

	ECM Time (Key On Time)	ECM Real Time	Starting Diesel Particulate Filter Soot Load	Ending Diesel Particulate Filter Soot Load	Starting Diesel Oxidation Catalyst Intake Temperature	Maximum Diesel Particulate Filter Intake Temperature	Maximum Diesel Particulate Filter Outlet Temperature	Maximum Diesel Particulate Filter Differential Pressure
Units					°F	°F	°F	inHg
1 (Newest)	006776:36:47	Not Applicable	Normal	Normal	516.7	1055.6	1071.1	1.5
2	006757:29:12	Not Applicable	Normal	Normal	551.1	1033.9	1049.5	1.0
3	006652:13:29	Not Applicable	Normal	Normal	512.9	1061.6	1094.2	1.2
4	006618:28:05	Not Applicable	Normal	Normal	483.4	1043.4	1041.8	0.8
5	006591:26:52	Not Applicable	Normal	Normal	555.1	1055.6	1052.8	1.2
6	006488:09:32	Not Applicable	Normal	Normal	531.5	1066.1	1065.5	1.2
7	006381:50:13	Not Applicable	Normal	Normal	595.2	1071.7	1073.1	1.1
8	006277:53:41	Not Applicable	Normal	Normal	358.0	1043.4	1031.0	0.4
9	006272:43:50	Not Applicable	Normal	Normal	473.3	1043.0	1031.7	0.4
10 (Oldest)	006269:13:08	Not Applicable	Normal	Normal	494.9	1044.1	1029.5	0.3

Maximum Soot Load Condition

ECM Time (Key On Time)	ECM Real Time	Diesel Particulate Filter Soot Load	Diesel Oxidation Catalyst Intake Temperature	Diesel Particulate Filter Intake Temperature	Diesel Particulate Filter Outlet Temperature	Diesel Particulate Filter Differential Pressure
Units			°F	°F	°F	inHg

Maximum Diesel Particulate Filter Outlet Temperature Condition

ECM Time (Key On Time)	ECM Real Time	Diesel Particulate Filter Soot Load	Diesel Oxidation Catalyst Intake Temperature	Diesel Particulate Filter Intake Temperature	Diesel Particulate Filter Outlet Temperature	Diesel Particulate Filter Differential Pressure
Units			°F	°F	°F	inHg
005209:59:14	Not Applicable	Normal	657.8	1029.2	1123.0	1.1

Diesel REGENERATION Report (August 2018)

San Antonio Texas Sanitation Dept.

ECO Fuel Filter/Enhancer - Before & After

3

Test 3

Unit 430014 ECO data sheet

7570.27	7467.55	102.72	8498.56	8396.4	102.16
7467.55	7364.5	103.05	8396.4	8293.15	103.25
7364.5	7262.17	102.33	8293.15	8190.05	103.1
7262.17	7155.51	106.66	8190.05	8085.36	104.69
7155.51	7051.45	104.06	8085.36	7983.02	102.34
7051.45	7013.26	38.19	7983.02	7879.07	103.95
7013.26	6910.39	102.87	7879.07	7776.26	102.81
6910.39	6807.36	103.03	7776.26	7673.33	102.93
6807.36	6705.03	102.33	7673.33	7570.27	103.06
		96.13778			103.018

7% decrease

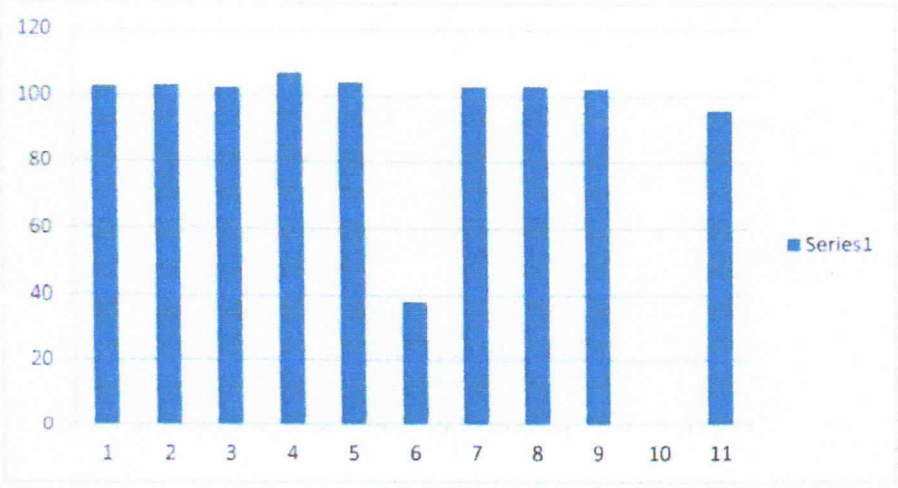

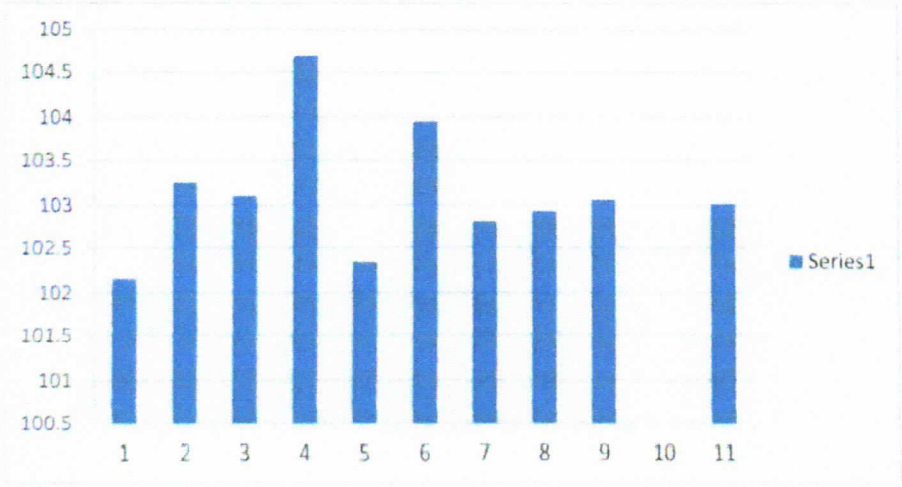

86% average reduction on 3 Trucks